

AQUAJET - AQUAJETINOX

SELF-PRIMING AUTOMATIC BOOSTER

DOMESTIC WATER SUPPLY



Automatic water lifting units, suitable for domestic use, small installations for civil, agricultural, industrial use, washing and hobby applications.

The unit is equipped with a JET or JETINOX type self-priming electropump, vessel, pressure switch for automatic operation, pressure gauge, fitting kit between pump and motor, all pre-assembled.

Tank: horizontal, 20 litres capacity type, inner single diaphragm high-grade butyl membrane and virgin polypropylene liner, complete with stands at the bottom and brackets for fixing the pump to the top.

Operating range: up to 5.4 m³/h with head up to 61 metres

Liquid temperature range: from 0°C to +35°C for domestic use from 0°C to +40°C for other use

Pumped liquid characteristics: clean, free from solids or abrasive substances, not viscous, not aggressive, not crystallised and chemically neutral.

Maximum ambient temperature: +40°C

Maximum working pressure: 8 bar (800 kPa)

Protection level: IP 44 (IP 55 terminal board protection).

Insulation class: F

TECHNICAL DATA - AQUAJET

MODEL	CODE	ELECTRICAL DATA						HYDRAULIC DATA											
		VOLTAGE 50 Hz	P1 MAX KW	P2 NOMINAL		I _n A	CAPACITOR		Q=m ³ /h		H (m)								
				kW	HP		µF	Vc	0	0,6	1,2	1,8	2,4	3,0	3,6	4,2	4,8		
AQUAJET 82 M - G	60121345	1x220-240V ~	0,85	0,6	0,8	3,8	12,5	450	47	40	34	30	26,2	23,5	20,3				
AQUAJET 102 M - G	60121344	1x220-240V ~	1,13	0,75	1	5,1	16	450	53,8	47	41	36,3	32,4	28,8	25,8				
AQUAJET 112 M - G	60141881	1x220-240V ~	1,4	1	1,36	6,2	25	450	61	54	47,8	42,8	38,8	34,8	22				
AQUAJET 92 M - G	60141882	1x220-240V ~	0,94	0,75	1	4,2	14	450	36,2	33,5	31	28,4	26	24	21,8	19,6	17,5		
AQUAJET 132 M - G	60141883	1x220-240V ~	1,43	1	1,36	4,7-2,7	25	450	48,3	45,6	42,8	40	37,6	35	32,5	30	27,2		



Patented stainless steel water connection

Epoxy primed paint finish

Plastic tank feet



Nylon plastic pump stand

Single diaphragm design

Virgin polypropylene liner

Leak free o-ring sealed air valve cap

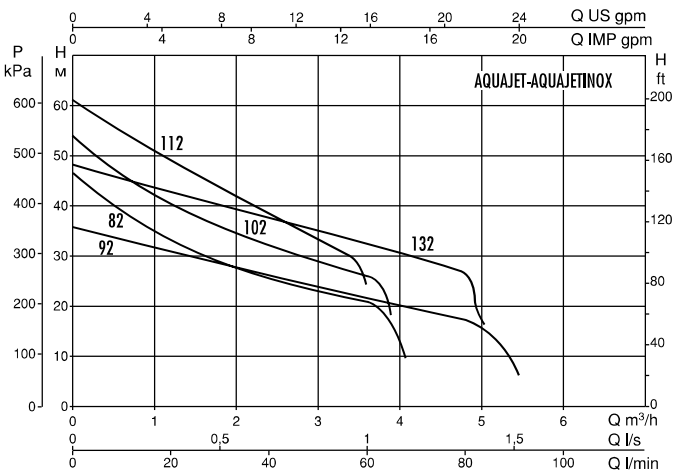
TECHNICAL DATA - AQUAJETINOX

MODEL	CODE	ELECTRICAL DATA						HYDRAULIC DATA											
		VOLTAGE 50 Hz	P1 MAX KW	P2 NOMINAL		I _n A	CAPACITOR		Q=m ³ /h		H (m)								
				kW	HP		µF	Vc	0	0,6	1,2	1,8	2,4	3,0	3,6	4,2	4,8		
AQUAJET-INOX 82 M - G	60141884	1x220-240V ~	0,85	0,6	0,8	3,8	12,5	450	47	40	34	30	26,2	23,5	20,3				
AQUAJET-INOX 102 M - G	60141885	1x220-240V ~	1,13	0,75	1	5,1	16	450	53,8	47	41	36,3	32,4	28,8	25,8				
AQUAJET-INOX 112 M - G	60141886	1x220-240V ~	1,4	1	1,36	6,2	25	450	61	54	47,8	42,8	38,8	34,8	20				
AQUAJET-INOX 92 M - G	60141887	1x220-240V ~	0,94	0,75	1	4,2	14	450	36,2	33,5	31	28,4	26	24	21,8	19,6	17,5		
AQUAJET-INOX 132 M - G	60141888	1x220-240V ~	1,43	1	1,36	4,7-2,7	25	450	4,3	45,6	42,8	40	37,6	35	32,5	30	27,2		

AQUAJET - AQUAJETINOX

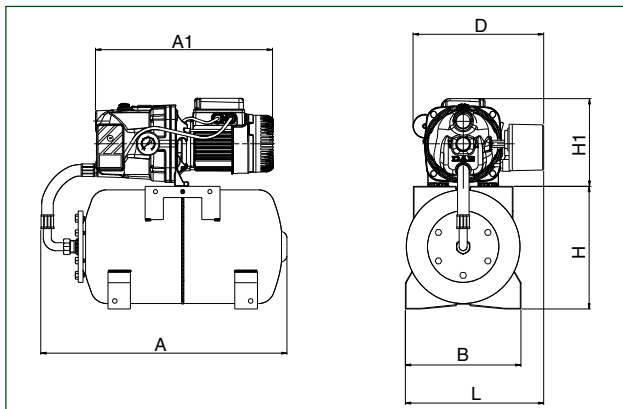
SELF-PRIMING AUTOMATIC BOOSTER

AQUAJET - AQUAJETINOX

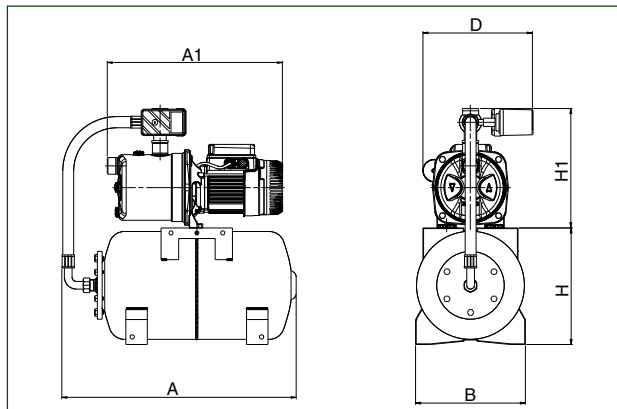


DIMENSIONS AND WEIGHTS

AQUAJET



AQUAJET-INOX



MODEL	A	A1	B	D	H	H1	L	PACKAGING DIMENSIONS			DNA GAS	DNM GAS	WEIGHT KG	Q.TY x PALLET
								L/A	L/B	H				
AQUAJET 82 M - G	482	390	289	288	289	239	320	566	360	510	1"	1"	18,2	12
AQUAJET 102 M - G	482	409	289	293	289	239	320	566	360	510	1"	1"	20,0	12
AQUAJET 112 M - G	482	409	289	293	289	239	320	566	360	510	1"	1"	21,0	12
AQUAJET 92 M - G	482	390	289	288	289	239	320	566	360	510	1"	1"	19,2	12
AQUAJET 132 M - G	482	409	289	293	289	239	320	566	360	510	1"	1"	21,0	12
AQUAJET-INOX 82 M - G	482	406	289	-	289	276	-	566	360	590	1"	1"	15,3	12
AQUAJET-INOX 102 M - G	482	424	289	260	289	276	-	566	360	590	1"	1"	17,1	12
AQUAJET-INOX 112 M - G	482	424	289	260	289	276	-	566	360	590	1"	1"	18,1	12
AQUAJET-INOX 92 M - G	482	406	289	-	289	276	-	566	360	590	1"	1"	15,3	12
AQUAJET-INOX 132 M - G	482	424	289	260	289	276	-	566	360	590	1"	1"	18,1	12